



UltraFluent



Thank you for registering with [UltraFluent.club](https://UltraFluent.club)

We are here to help you prepare for IELTS writing so that you can more easily achieve your desired score on the exam.





## Main reasons why people fail IELTS writing on their first attempt:

---



1 Today, everyone uses an auto-checker and therefore does not pay attention to the errors they make.

2 Usually the practice of IELTS writing is very boring and so many prefer to watch video tips and hope that their writing skill will improve by itself.

3 You need to have an advanced English creative thinking to write an IELTS essay, unfortunately most do not have a developed creative thinking even in their native language.

4 Many believe they will be able to get the appropriate score for their IELTS writing if they practice a few essay topics.

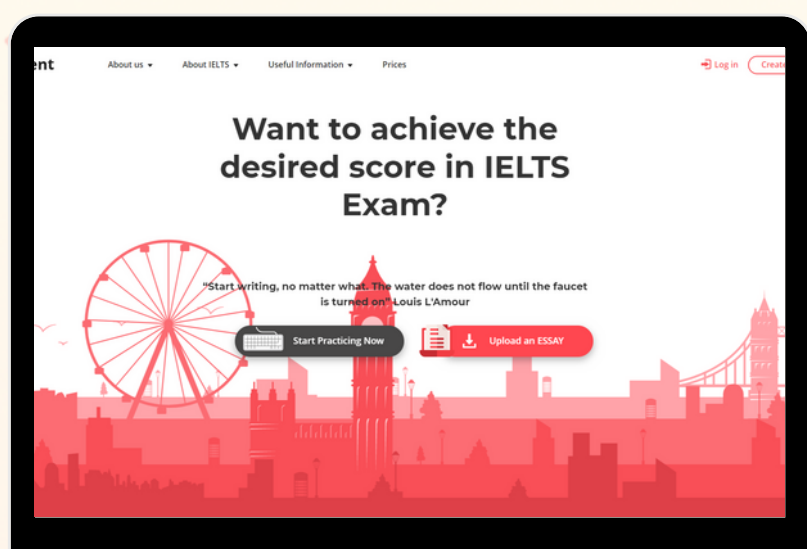


## Main reasons why people fail IELTS writing on their first attempt:



Many people get nervous during the IELTS exam and so forget everything they have learnt before the test, this usually happens when a person is not mentally ready for this type of situation.

**Result:** low score for the IELTS writing section and the necessity to take the test again.



**HOWEVER, WITH  
ULTRAFLUENT.CLUB,  
EVERYTHING CAN BE DIFFERENT!**



# How to Prepare IELTS Writing effectively:



Don't try to jump over your head, and start writing an IELTS essay with a timer right away.



Start to practice IELTS writing systematically.



Start practicing IELTS writing by doing small easy steps.



Try out to type only one part of the IELTS essay.



Try out to retype a few samples of IELTS writing.



Try out to type IELTS writing without a timer.





# How to Prepare IELTS Writing effectively:

## What exactly DO NOT DO



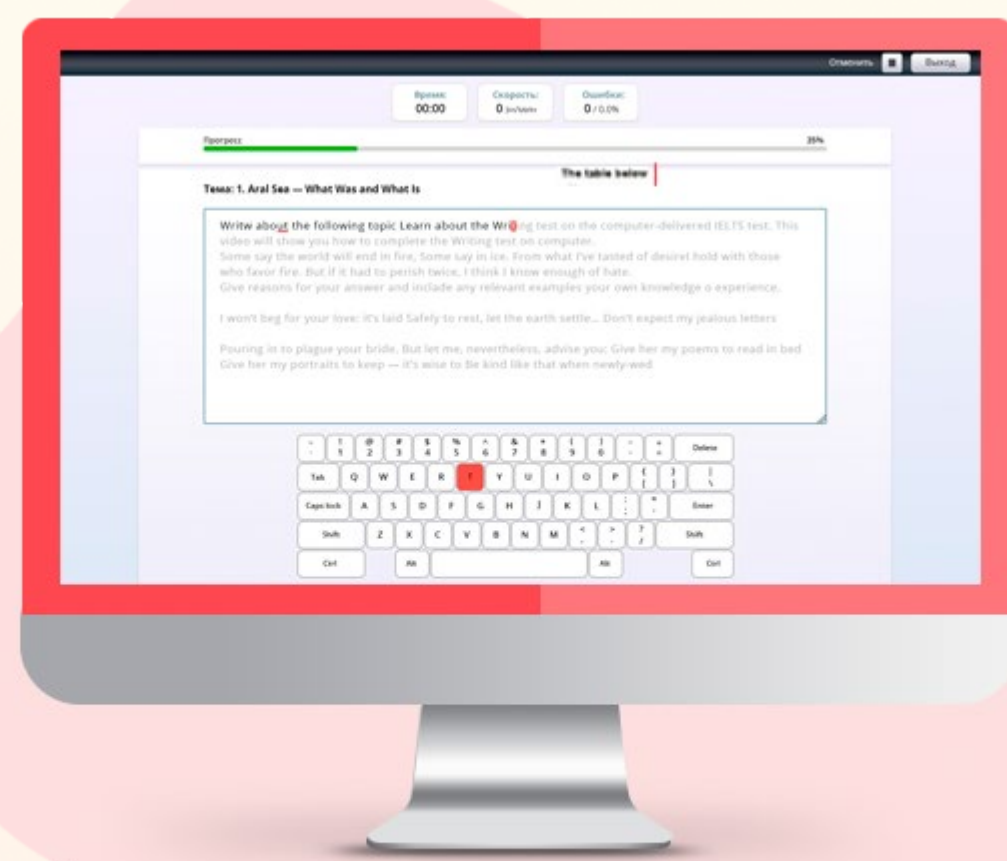
Rely on the advice of those who have passed IELTS without proper training.

Wasting time on watching usually practically useless video tips and recommendations.

Try to somehow cheat the system and use cunning tricks.

Rarely practice IELTS writing only 1-2 times a week.




UltraFluent.club **FREE** tools allow you to practice IELTS writing everywhere you just need a laptop and internet connection.





## Keyboard simulator

will help you improve your:

-  Typing speed
-  Spelling
-  Vocabulary

In fact, when you type essay samples, you intuitively memorize words, phrases and expressions, hence improving spelling, vocabulary, and typing speed.





## Essay simulator

will help you improve your:

- ✓ Allocate time rationally.
- ✓ Improve idea brainstorm skill.
- ✓ Study a few essays at a time.

Instead of spending an hour typing one essay, it is better to type 3 essay introductions at once within 30 - 15 minutes.





## Do IELTS tasks

will help you:



Develop writing confidence



Get used to the computer based IELTS interface



Monitor your progress

You can practice IELTS writing without a timer, set your own time limit, and also practice with a timer like on a real test.





# Schedule



We highly recommend you make yourself a practice schedule and follow it.

You can create your own schedule directly on the UltraFluent.club you will receive notifications to your email.

You can also sync your Google calendar with your ultrafluent account, and you will receive notifications via Google Calendar.



# Schedule

The most important thing is not to exaggerate with the calendar daily tasks, tasks should be achievable.



## Example of a practical schedule

**Sun**

Full IELTS writing without timer (90 - minutes)

**Mon**

Retyping essay parts (15 - 30 minutes)

**Tue**

Typing essay introductions (15 - 30 minutes)

**Wed**

Retyping 1st writing tasks (15 - 30 minutes)

**Thu**

Typing essay conclusions (15 - 30 minutes)

**Fri**

Full IELTS writing with timer (90 minutes)

**Sat**

Rest day



## Structure of IELTS essay

There are many different IELTS essay structures. But we recommend you to stick to the following essay structure.

### Introduction: (2 sentences)

- First sentence - paraphrasing the topic question.
- Second sentence - your opinion.

### 1st body paragraph: (4 sentences)

- 1st sentence - your statement of the first topic issue.
- 2nd sentence - proof of this statement.
- 3rd sentence - example of this statement.
- 4th sentence - conclusion of the paragraph.

### 2nd body paragraph: (4 sentences)

- 1st sentence - your statement of the second topic issue.
- 2nd sentence - proof of this statement.
- 3rd sentence - example of this statement.
- 4th sentence - conclusion of the paragraph.

### Conclusion: (1 sentences)

- 1st sentence - paraphrasing of the second sentence from the introduction.



# Structure of Academic IELTS task 1

## Introduction: (1 sentences)

- 1st sentence - simply paraphrase the question.

## 2st paragraph: (2 sentences)

- 1st sentence - report the first main feature of a graph or chart.
- 2nd sentence - report the second main feature of a graph or chart.

## 3rd paragraph: (2 sentences)

- 1st sentence - give evidence to support the first key features.
- 2nd sentence - give evidence to support the second key feature.

## 4rd paragraph: (2 sentences)

- 1st sentence - report the third main feature of a graph or chart.
- 2nd sentence - give evidence to support the third main feature.



# Structure of General IELTS task 1

## Greeting: (1 sentences)

- 1st sentence - Dear Sir or Madam, Dear Mr. or Mrs Name, Dear friend's name.

## Introduction: (1 sentences)

- 1st sentence - answer the first topic's question

## 1st paragraph: (2 sentences)

- 1st sentence - answer the second topic's question.
- 2nd sentence - give evidence to support your answer.

## 2nd paragraph: (2 sentences)

- 1st sentence - answer the third topic's question.
- 2nd sentence - give evidence to support your answer.

## letter ending: (1 sentence)

- 1st sentence - use standard letter ending pattern.
- 2nd sentence - your name and surname.



# How to write an IELTS essay introduction & conclusion.

---

IELTS essay introduction is usually 2 to 3 sentences long.

The first sentence is a paraphrased topic

The second sentence is your opinion

The third sentence is usually written only in a solution essay.

The conclusion of an IELTS essay usually consists of one sentence.

In the conclusion, it is enough to express what has already been said in the introduction in other words, only to do it in such a form that the conclusion looks like an organic consequence of the main part of the essay.

When the introduction and conclusion are collected like a puzzle -from the topic and your opinion -you can proceed to writing the main part.



## How to write an IELTS essay introduction.

### Example of a two sentence introduction:

TOPIC: Some people think that in order to learn an additional language well it is necessary to live in the country where that language is spoken. What is your opinion about this?

The meaning of the sentence is identical to the meaning of the first sentence of the topic.

*It is thought by some people that to learn another language and to be a fluent user of it makes sense, if they live in a country where this language is predominantly spoken.*

Note that the second sentence is the answer to the question in the assignment.

*In my opinion, learning language to its perfection depends on the goals pursued by people and today it is possible to live in some countries and be fluent in only one of the global languages.*



## How to write an IELTS essay introduction.

Example of a three-sentence introduction:

TOPIC: Many people today use their phones for sending texts more than talking. What are the reasons for this? Are there more advantages than disadvantages?

The first sentence is a paraphrase of the first sentence of the topic.

*An increasing number of people today are apt to use their cell phones for texting rather than conversing with each.*

The second sentence answers the question in the assignment.

*In my opinion, this option is more popular among people, especially young ones, because of its convenience and flexibility in comparison with maintaining conversation.*

And the last sentence is a more detailed answer to the question in the assignment.

*This feature certainly helps people express their emotions through pictures and symbols but there are also a number of drawbacks this attitude has.*





## How to write an IELTS essay conclusion.

### Example of writing a conclusion

TOPIC: Some people think that to learn a second language well it is necessary to live in the country where that language is spoken. What is your opinion about this?

#### The second sentence from introduction

*In my opinion, learning language to its perfection depends on the goals pursued by people and today it is possible to live in some countries and be fluent in only one of the global languages.*

#### The conclusion is a paraphrase of the second sentence from introduction.

*In conclusion, while language usage is commonly considered to be more practical by living in its spoken country, many other benefits such as work opportunities and studying should be taken into account.*



# How to structure paragraphs depending on the type of essay.

---

## Expressing opinions essay

**First paragraph** – first opinion;

**Second paragraph** – second opinion;

## Advantages/Disadvantages essay

**First paragraph** – a description of advantages or disadvantages;

**Second paragraph** – a description of the advantages if in the first paragraph you described the disadvantages and vice versa;

## Providing Solutions essay

**First paragraph** – a description of the problem;

**Second paragraph** – a description of the solution to the given problem;

## Discursive Essay

**First paragraph** – a description of the advantages or disadvantages, positive or negative features of the given situation;

**Second paragraph** – an overview of the opposite side of the given point of view, depending on what you described in the first paragraph.





## Example of writing essay paragraph

---

TOPIC: Many people today use their phones for sending texts more than talking. What are the reasons for this? Are there more advantages than disadvantages?

First sentence of the first paragraph is the answer to the first question in the assignment.

*There is little room for doubt that this contemporary option of modern devices is beneficial for people, as it allows people to send various types of messages without hesitation and waiting for direct response on it.*

The same idea is described in the second sentence, only with additional evidence supporting the opinion.

*In other words, by having the ability to express their thoughts or send important notifications, people can share information with their colleagues and friends at any convenient time.*





## Example of writing essay paragraph

---

Third sentence is an example of why people use telephones for messages more often than for making calls.

*A typical example for this would be that people are able to send valuable notifications, such as meeting arrangements, their arrival date and time, or their current locations, through messengers.*

The fourth sentence is a conclusion built around the idea mentioned in the paragraph.

*Thus, an increasing popularity of texting is closely associated with its flexibility and less time consumption.*





# How to write 1st IELTS tasks

---

1st IELTS assignments are very diverse and therefore it is impossible to schematically structure the writing of paragraphs and give examples.

We recommend you retype several samples on our website to familiarize yourself with the various structures.

We guarantee you that after analyzing several examples of GT and Academic IELTS writings, you will understand what structure to apply to a particular issue.





## Conclusion



We are absolutely sure that 15 - 30 minutes regular practice on our website will help improve your written English.

After a while of constant practice you will be able to:

**Spend less time on writing an essay.**

**Increase your vocabulary.**

**Reduce spelling errors.**

**Increase typing speed.**

We are also sure that the acquired skills will benefit you not only in the exam but also in your future life.

We sincerely wish you good luck and effective practice.

[Start Practice Now](#)





F  
u  
n  
t  
r

HAVE A  
NICE DAY!  
😊

program